

Features

- Frequency range: 2.4~2.5 GHz
- Ultra-violet resistant fiberglass radome
- Die casting mounting base with rugged structure design

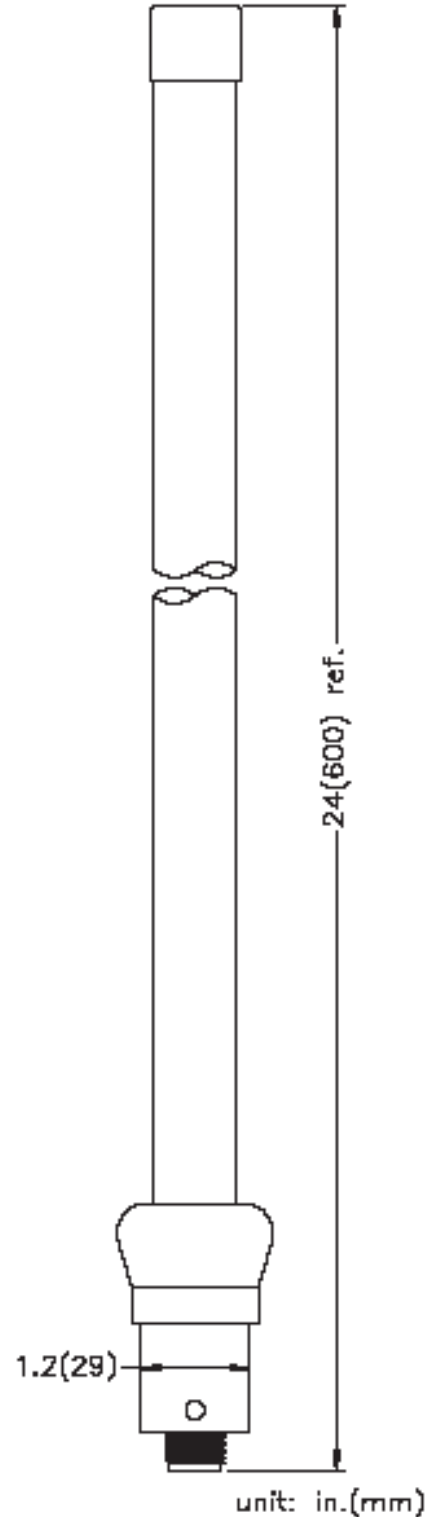
Technical Data

| Electrical Properties | |
|-----------------------|-----------------|
| Frequency Range | 2400~2500 MHz |
| Impedance | 50 ohms nominal |
| Gain | 8.5 dBi |
| VSWR | ≤ 2.0 |
| Radiation | Omni |
| Polarization | Vertical |
| Lighting Protection | DC grounded |

| Mechanical Properties | |
|-----------------------|-------------------------------|
| Antenna Height | 24 in.(600 mm) |
| Connector | N (Female) |
| Radome | UV Resistant Fiberglass |
| Mounting Base | Zinc Alloy with Chrome Plated |
| Color | White |
| Guided Pipe** | Aluminum Alloy |
| Bracket** | Alluminum Alloy |

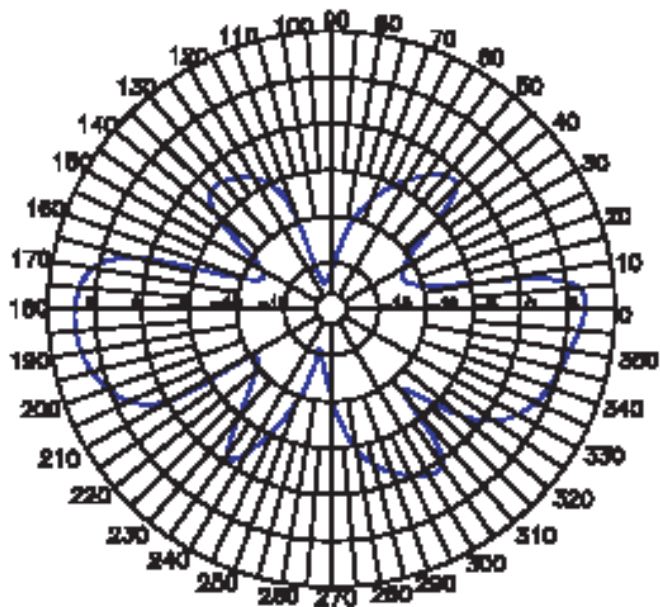
*Accepted mast diameter 1"~1.9" (25~49mm)

**Guided Pipe and Bracket are shown on the drawing.



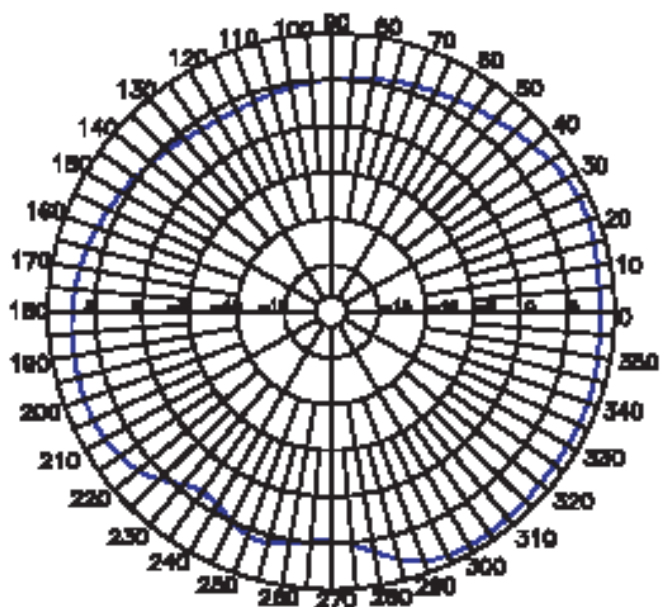
Radiation Pattern

E-Plane Field Pattern



Frequency: 2.4924

H-Plane Field Pattern



Frequency: 2.4924